

Oakwood

72" x 72"

GENERAL SUPPLIES:

Machine - 1/4" foot with NO flange or seam guide

Neutral thread on top and bottom for piecing

Fabric scissors

Rotary cutter with sharp blade, small mat and a 9-1/2" square ruler (I use Omnigrd or Creative Grids)

Pigma brush tip pen (I will have some in class for \$3)

Your favorite marking tool (I will have Chaco Liners in class \$10)

Fabrics pre-cut and sorted in baggies



Required Kit: \$ 30.00 includes foundation paper that stays in the quilt, re-useable foundation piecing stencil and custom acrylics. Full color handout

FABRIC REQUIREMENTS and PRE CUTTING:



Cream: 5 & 1/4 yards

(36) 7-1/2" squares


(20) 6-1/2" squares

(312) 3" x 4" rectangles



Grey: 5/8 yard


(36) 3-1/2" squares



Dark Taupe: 1 & 1/2 yards

(80) 2-1/2" x 3-1/2" rectangles

(92) 3-1/2" squares



Gold: 3/8 yard

(16) 4-1/2" squares




Purple: 1 & 7/8 yards

(36) 8" squares



Navy: 1 & 1/2 yards

(180) 2-1/2" x 3-1/2" rectangles



Multi Print #1: 1 yard

(16) 8" squares



Multi Print #2 : 1 & 3/4 yards

(36) 7-1/2" squares

Binding: 5/8 yard Your Choice

(8) 2-1/2" x WOF strips

My quilt was made using Banyan Batiks BFF collection. If you would like to replicate this quilt, please contact me and I can supply you with the SKU number for each fabric.

QUESTIONS?

Email me at: Lawnquilt@aol.com